

REVIEW OF CHANNEL ESTIMATION OF OFDM

Deepali Mohan Patil

Electronics & Communication Engg., A.C. Patil College of Engineering, Kharghar

Abstract: Orthogonal Frequency Division Multiplexing (OFDM) isn't exactly the same as the Frequency Division Multiplexing (FDM) and Time Division Multiplexing (TDM) frameworks since it is one of the Multi Carrier Modulation (MCM) plan. It is used as a piece of the 3G and 4G LTE-A(Long Term Development Advanced) to construct the data rate and achieve the high extraordinary capability pondered to the following change frameworks. A period fluctuating condition channel causes the distinctive effects, for instance, obscuring, block and upheaval which causes the declination in the execution of the structure. To lessen the already specified effects and for real assembling of the transmitted information the system called Channel Estimation ends up essential in the OFDM structures. The Channel Estimation is a methodology used to choose the channel parameters depending upon the channel conditions using the unmistakable parameters. This paper delineates the Proposed Channel Parameter Based (CPB) Channel Estimation

Keywords: *Ofdm, channel estimation filters, estimator methods, wireless communication*

I. INTRODUCTION

Orthogonal Frequency Division Multiplexing is a form of signal modulation that divides a high data rate modulating stream placing them onto many slowly modulated narrowband close-spaced subcarriers and in this way is less sensitive to frequency selective fading.

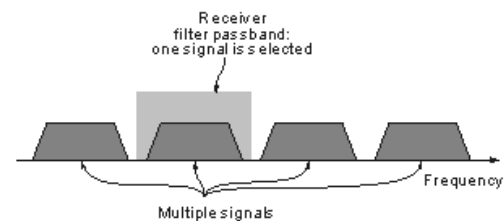
Orthogonal Frequency Division Multiplexing or OFDM is a modulation format that is being used for many of the latest wireless and telecommunications standards. OFDM has been adopted in the Wi-Fi arena where the standards like 802.11a, 802.11n, 802.11ac and more. It has also been chosen for the cellular telecommunications standard LTE / LTE-A, and in addition to this it has been adopted by other standards such as WiMAX and many more.

Orthogonal frequency division multiplexing has also been adopted for a number of broadcast standards from DAB Digital Radio to the Digital Video Broadcast standards, DVB. It has also been adopted for other broadcast systems as well including Digital Radio Model used for the long medium and short wave bands.

OFDM, orthogonal frequency division multiplexing is more complicated than earlier forms of signal format, it provides some distinct advantages in terms of data transmission, especially where high data rates are needed along with relatively wide bandwidths.

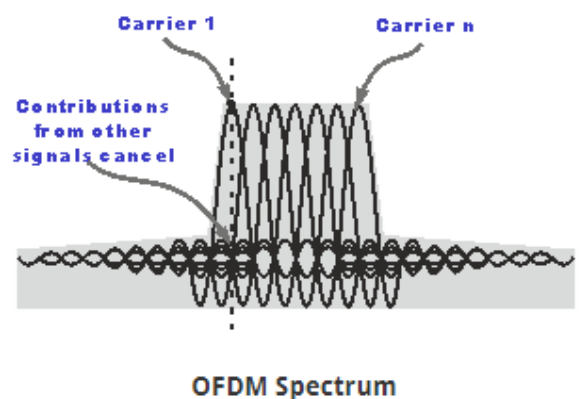
OFDM is a form of multicarrier modulation. An OFDM signal consists of a number of closely spaced modulated carriers. When modulation of any form - voice, data, etc. is applied to a carrier, then sidebands spread out either side. It is necessary for a receiver to be able to receive the whole signal

to be able to successfully demodulate the data[6]. As a result when signals are transmitted close to one another they must be spaced so that the receiver can separate them using a filter and there must be a guard band between them. This is not the case with OFDM. Although the sidebands from each carrier overlap, they can still be received without the interference that might be expected because they are orthogonal to each another. This is achieved by having the carrier spacing equal to the reciprocal of the symbol period.



Traditional view of receiving signals carrying modulation

To see how OFDM works, it is necessary to look at the receiver. This acts as a bank of demodulators, translating each carrier down to DC. The resulting signal is integrated over the symbol period to regenerate the data from that carrier. The same demodulator also demodulates the other carriers. As the carrier spacing equal to the reciprocal of the symbol period means that they will have a whole number of cycles in the symbol period and their contribution will sum to zero - in other words there is no interference contribution.

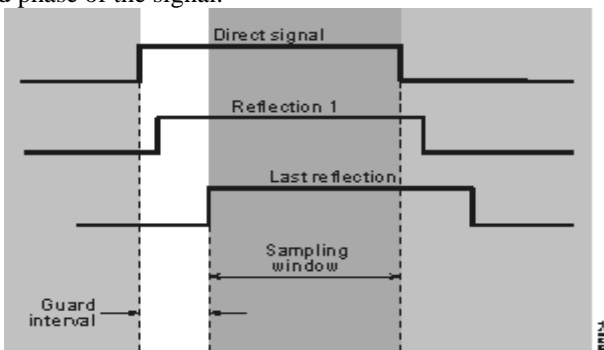


One requirement of the OFDM transmitting and receiving systems is that they must be linear. Any non-linearity will cause interference between the carriers as a result of inter-modulation distortion. This will introduce unwanted signals that would cause interference and impair the orthogonality of the transmission.

In terms of the equipment to be used the high peak to average ratio of multi-carrier systems such as OFDM requires the RF final amplifier on the output of the

transmitter to be able to handle the peaks whilst the average power is much lower and this leads to inefficiency. In some systems the peaks are limited. Although this introduces distortion that results in a higher level of data errors, the system can rely on the error correction to remove them.

The data to be transmitted on an OFDM signal is spread across the carriers of the signal, each carrier taking part of the payload. This reduces the data rate taken by each carrier. The lower data rate has the advantage that interference from reflections is much less critical. This is achieved by adding a guard band time or guard interval into the system. This ensures that the data is only sampled when the signal is stable and no new delayed signals arrive that would alter the timing and phase of the signal.



Guard Interval

The distribution of the data across a large number of carriers in the OFDM signal has some further advantages. Nulls caused by multi-path effects or interference on a given frequency only affect a small number of the carriers, the remaining ones being received correctly. By using error-coding techniques, which does mean adding further data to the transmitted signal, it enables many or all of the corrupted data to be reconstructed within the receiver. This can be done because the error correction code is transmitted in a different part of the signal.

II. BASIC OFDM SYSTEM

OFDM flag is created by regulating the info information utilizing QAM (Quadrature amplitude modulation). QAM is utilized here on the grounds that it is efficient in moderating transmission capacity. After modulation serial to parallel transformation is made and symbols are mapped on to orthogonal subcarriers utilizing IFFT (Inverse Fast Fourier Transform). Cyclic prefix (which is commonly a reiteration of the last examples of information part of the square that is normally affixed to the start of the information payload) is added after parallel to serial transformation. Cyclic prefix is valuable in keeping up orthogonality and along these lines helps in killing ICI (Inter-Carrier Interference); it additionally moreover disposes of the ISI (Inter Symbol Interference) impact.

At the collector end, cyclic prefix is evacuated and serial to parallel change is finished. The FFT of every symbol is then taken to change over the got motion back to recurrence area. After this, by legitimate channel estimation and adjustment the first transmitted range is found. Afterward, parallel to serial transformation is done and after that at long last

demodulation is completed. The non specific base-band discrete-time square graph of the OFDM handset framework portraying the above portrayed technique is appeared in Figure 1.

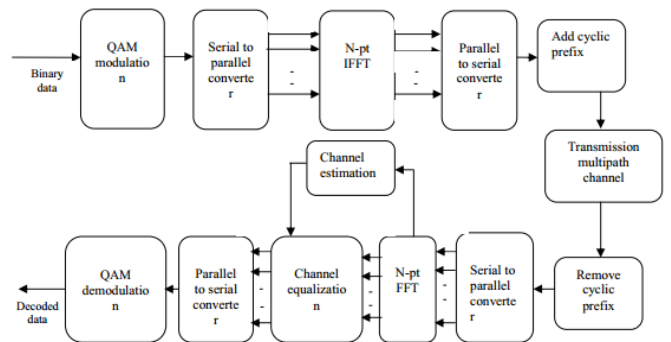


Figure1. Block diagram of an OFDM system

Literature Survey

In this letter, a low-many-sided quality however close ideal DFT-based channel estimator with spillage nulling is proposed for OFDM frameworks utilizing virtual subcarriers The proposed estimator is made out of a period area (TD) index set estimation considering the leakage effect followed by a low-complexity TD present processing on suppress the leakage. The performance and complexity of the proposed channel estimator are analyzed and verified by computer re-enactment. Recreation results demonstrate that the proposed estimator outperforms conventional estimators and provides close ideal performance while keeping the low complexity comparable to the simple DFT-based channel estimator [1].

In this paper, OFDM system is analyzed with channel estimation and equalization under different channels. Wiener filter estimation and one-tap equalization in frequency domain were found to perform well for OFDM system. Simulation results show Weiner filter is better method of estimation that has reduced the equalization complexity. Eye diagram shows severity of Intersymbol Interference in Rician channel and Rayleigh channel than AWGN [2]

In this paper, the various channel estimation techniques for OFDM are studied. By comparing various techniques we come to an conclusion that the blind channel estimation is more efficient than pilot aided system for simulated channels and is more robust in sense of time variation of the channel than pilot aided system. The blind technique has more optimum than pilot, while the sensitivity of former is less than later one but they also operate from worse error performance data. For high correlations between all taps the comb pilot system. The blind system outperforms the comb type pilot system for lower correlations and always performs better than the block type system and decision directed Kalman based tracking technique under this error measure [3].

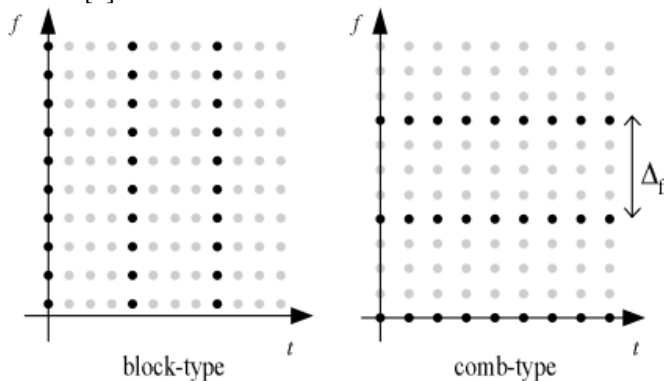
III. CHANNEL ESTIMATION

Channel estimation has a long and rich history in single carrier correspondence systems. In these systems, the CIR is

regularly displayed as an obscure time-varying FIR filter, whose coefficients should be evaluated [4]. A considerable lot of the channel estimation methodologies of single carrier systems can be connected to multi-carrier systems. In any case, the one of a kind property of multi-carrier transmission achieve extra points of view that permit the improvement of new methodologies for channel estimation of multi-carrier systems.

There are basically two techniques for the channel estimation techniques for the OFDM based system, first one is blind technique and another one is non-blind technique.

The pilot symbols have been inserted into the signal with two different approaches, as shown in Figure. In a block-type (BT) pilot sub-carrier arrangement, the pilots compose a full OFDM symbol, which is transmitted regularly after a fixed number of data symbols, ND. In a comb-type (CT) pilot sub-carrier arrangement, the pilots are interleaved with the data within each OFDM symbol. In the latter case, interpolation is required in order to estimate the channel over all the sub-carriers [5].



Possible allocation of the pilot sub-carriers.

IV. CONCLUSION

A low-complexity DFT-based channel estimator with leakage nulling for OFDM system utilizing virtual subcarriers. This estimator first gauges the MST set by considering the leakage impact and afterward plays out a low complexity leakage concealment utilizing a regularized TD post-processing. From the outcomes, it is affirmed that the proposed estimator can give near-optimal execution both in the feeling of the MSE and the achievable rate while keeping low complexity like the easiest DFT-based channel estimator.

REFERENCES

- [1] K. J. Kim, H. G. Hwang, K. J. Choi and K. S. Kim, "LowComplexity DFT-Based Channel Estimation with Leakage Nulling for OFDM Systems," in IEEE Communications Letters, vol. 18, no. 3, pp. 415-418, March 2014.
- [2] Comparison of channel estimation and equalization techniques for ofdm systems, by Sanjana T and Suma M N, CSIJ, Vol. 1, No. 1,Jan 2014.
- [3] A Review Paper on Channel Estimation Techniques Used in OFDM System, by Ajay bahadur Singh, Vivek kumar gupta, IJETT, Vol.13, No.5, Jul 2014.
- [4] H.Arsalan & G. E. Bottomley on Channel

estimation in Narrowband wireless comm system, wireless communication & mobile comp., Vol.1, no.2, Apr. 2001,pp-201-19

- [5] Raffaello Tesi, Matti Hämäläinen, Jari Iinatti on Channel estimation algorithms comparison for multiband & OFDM, 4244-0330-8/06/\$20.00△2006 IEEE.
- [6] Sanjana T and Suma M N, Comparison of channel estimation and equalization techniques for ofdm systems, CSIJ, Vol. 1, No. 1, January 20